



NSW Government Legal Services Panel

Annual Report

1 July 2018 – 30 June 2019

Cluster General Counsels' Group



December 2019

Contents

1	EXECUTIVE SUMMARY	3
2	TOTAL LEGAL PANEL BILLINGS	6
3	LEGAL PANEL BILLINGS BY SUB PANEL.....	6
4	LEGAL PANEL BILLINGS BY CLUSTER.....	7
5	LEGAL PANEL BILLINGS BY FIRM SIZE.....	7
6	TOP TEN FIRMS BY SUB PANEL – LEGAL BILLINGS	8
6.1	MAJOR TRANSACTIONS	8
6.2	COMMERCIAL	8
6.3	PLANNING, PROPERTY AND ENVIRONMENTAL	9
6.4	EMPLOYMENT, WORK HEALTH AND SAFETY	9
6.5	GOVERNMENT, REGULATORY AND ADMINISTRATIVE	10
6.6	LITIGATION AND INQUIRIES	10
7	PRO BONO.....	11
8	COUNSEL BRIEFED IN FY18/19.....	12
9	SATISFACTION SURVEY.....	13
10	LEGAL PANEL BILLINGS BY AGENCY	14

1 Executive Summary

The Cluster General Counsels' Group is pleased to report on the performance of the NSW Government Legal Services Panel for the third year of its operation.

The panel, which commenced on 1 July 2016 and is made up of 41 small, medium and large law firms across 35 distinct areas of law, continues to demonstrate benefits to the 96 agencies¹ that used it during the FY 18/19 year:

- Improved legal panel rates
- Volume discounts
- Value added services
- Streamlining of legal procurement
- Reporting on the provision by panel law firms of pro bono services to enhance access to justice for people in our community who would not otherwise have access to legal assistance and
- A sustained focus on equitable briefing practices.

Billings

Total legal panel billings for the year were \$158.8m.²

The majority of billings were from the Transport and Infrastructure cluster (\$86.2m), followed by the Premier and Cabinet (\$11.7m) and Health (\$10.8m) clusters.

The sub panels with the highest proportion of billings were Major Transactions (\$69.3m), followed by Planning, Property and Environmental Law (\$32.7m) and Commercial (\$23.2m).

The top three legal firms in each sub panel based on proportion of panel billings were:

- **Major Transactions:** Ashurst, Clayton Utz and King & Wood Mallesons
- **Commercial:** Clayton Utz, Hicksons and Norton Rose Fulbright
- **Planning, Property and Environmental:** Clayton Utz, Norton Rose Fulbright and Corrs Chambers Westgarth
- **Employment, Work Health and Safety:** Lander & Rogers, Bartier Perry and Norton Rose Fulbright
- **Government, Regulatory and Administrative:** Crown Solicitor's Office, Sparke Helmore and Smythe Wozniak Lawyers
- **Litigation and Inquiries:** Norton Rose Fulbright, Clayton Utz and HWL Ebsworth Lawyers

The NSW Government has committed to reducing operational legal expenditure by 10% over the four years from 1 July 2019. To support this policy, Transport for NSW's Group General Counsel, as the panel manager, has introduced changes so that instructions to law firms now distinguish between operational and capital expenditure and panel law firms in turn report on this in the regular reports back to Government.

¹ The Panel has been established on a non-exclusive basis, that is, each Agency remains responsible for procuring its own legal services.

² This does not include off panel matters briefed outside the panel. A copy of the Panel Rules and Off Panel Guidelines can be found [here](#)

Pro bono services

“Pro Bono”, which translates to “for the public good”, means the provision of legal services on a free or significantly reduced fee basis to members of our community who would not otherwise be able to access justice. Panel law firms are required to report each year on how they are performing against the National Pro Bono Target of at least 35 hours per lawyer.

The provision of pro bono services by panel members is an important focus for the Cluster General Counsels Group and this focus will increase in FY 19/20.

During the year panel firms provided an average of 30 hours of pro bono services per lawyer, equating to 361,272 hours of pro bono services. This compares favourably to last year’s average of 29 hours of pro bono services per lawyer.

Equitable briefings for women barristers

NSW is committed to supporting the progression and retention of women barristers who are engaged with NSW agencies and across the legal profession more broadly. All Government sector agencies that brief counsel are required to comply with the Equitable Briefing Policy for Women Barristers³.

Briefings to counsel by panel law firms during the year generated \$8.3m in fees, comprising \$6.1m (73%) of briefings to male counsel and \$2.2m (27%) of briefings to female counsel.

Based on billings, the percentage splits for briefings to men and women barristers over the life of the panel to date are shown in Table 1 below, with a significant improvement in the amount of billings to women barristers during FY 18/19:

Table 1: Percentage of counsel billings between male and female counsel from FY16/17 to FY18/19

% of Counsel Billings	FY16/17	FY17/18	FY18/19
Female SC	17%	13%	27%
Male SC	83%	87%	73%
Female JC	21%	20%	27%
Male JC	79%	80%	73%

When comparing the current number of barristers practising within NSW⁴ to the number of indirect briefs engaged by panel firms,⁵ female senior counsel represented 11% of all senior counsel and 30%

³ <https://www.justice.nsw.gov.au/legal-services-coordination/Documents/nsw-equitable-briefing-policy.pdf>

⁴ NSW Bar Association (<https://www.nswbar.asn.au/the-bar-association/statistics>) as at 19 September 2019.

⁵ Prior annual reports compared the percentage of current barristers to the percentage of counsel billings \$, however during FY2018/2019 additional information was captured in order to enable comparison between the percentage of current barristers to the percentage of counsel briefs. This figure includes both panel and off panel briefs engaged by panel firms.

of all senior counsel briefings. Female junior counsel represented 25% of all junior counsel and 28% of all junior counsel briefings.⁶

The Cluster General Counsel Group will be working more closely with panel law firms during FY 19/20 on initiatives to promote equitable briefing.

Satisfaction survey results

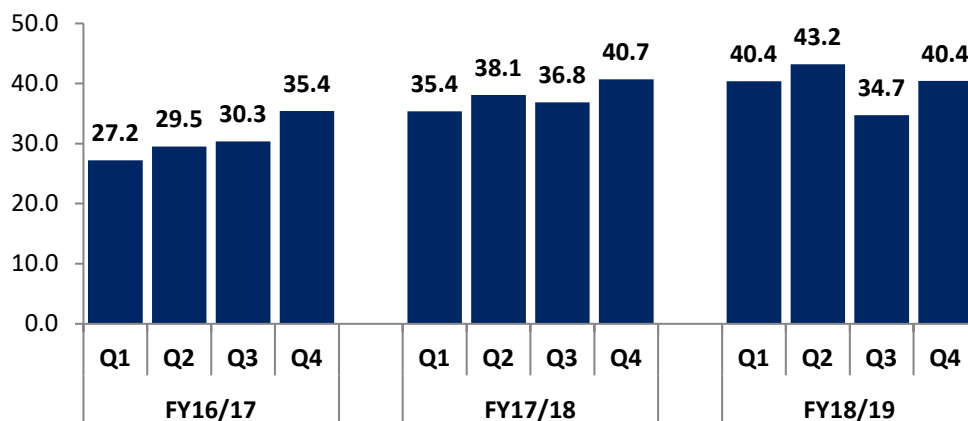
Two satisfaction surveys on panel performance were conducted during the year across Government, and the results again track closely to previous years' results – an average satisfaction score of 81.

⁶ Briefing information is based on the information provided by panel firms for indirect briefings and does not include the direct briefing practices of NSW Government Agencies.

2 Total Legal Panel Billings

The total legal panel billings for FY2018/2019 were \$158.8m ex GST, compared to \$151m in the prior financial year.⁷

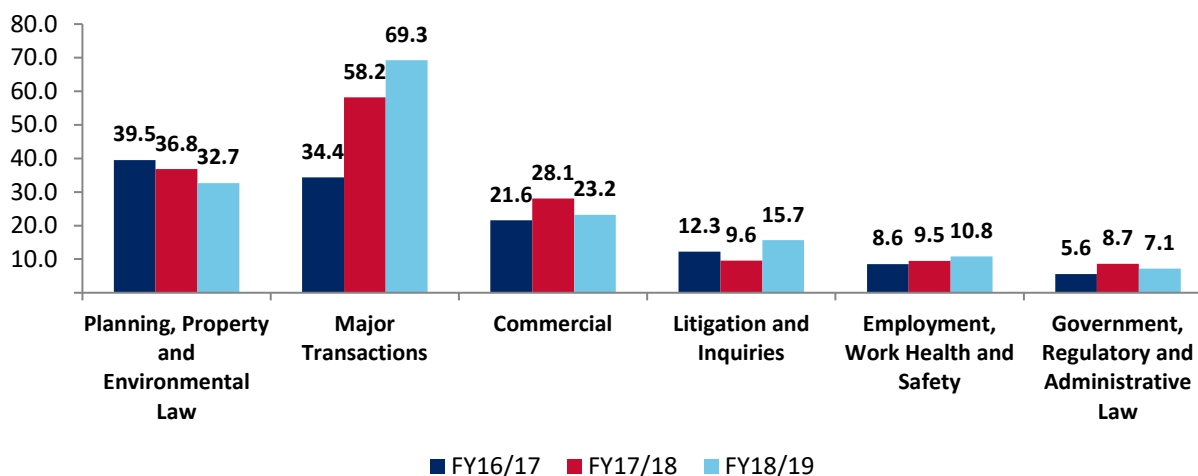
Figure 1: Total Panel Billings (\$m) by Financial Year and Quarter



3 Legal Panel Billings by Sub Panel

During FY2018/2019 Major Transaction related legal matters represented \$69.3m, followed by Planning, Property and Environmental Law (\$32.7m), Commercial (\$23.2m), Litigation and Inquiries (\$15.7m), Employment, Work Health and Safety (\$10.8m) and Government, Regulatory and Administrative Law (\$7.1m).

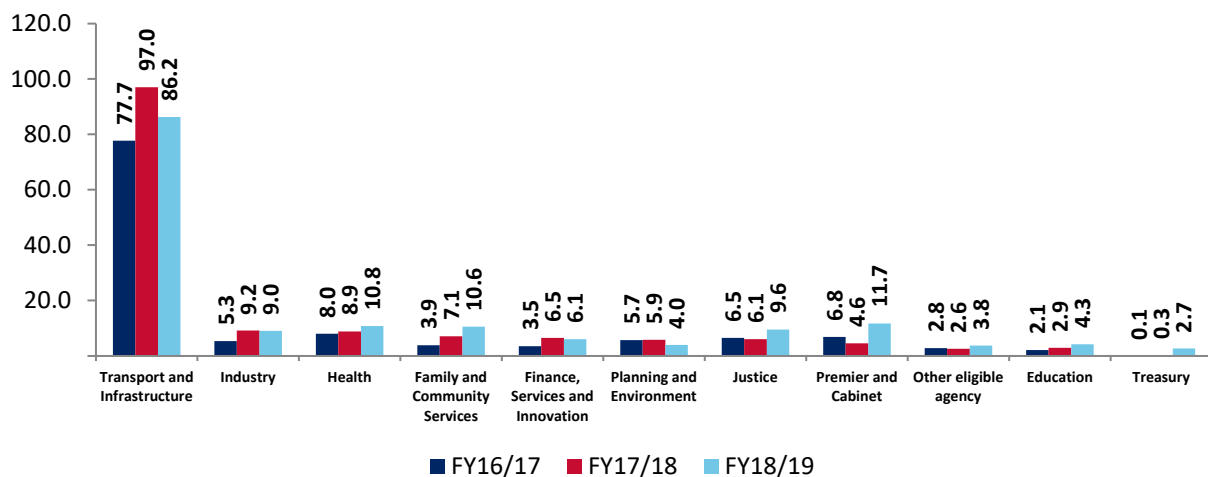
Figure 2: Total Panel Billings (\$m) by Sub Panel and Financial Year



4 Legal Panel Billings by Cluster

The Transport and Infrastructure Cluster (\$86.2m) made up the majority of legal panel billings during FY2018/2019, followed by Premier and Cabinet (\$11.7m), Health (\$10.8m), Family and Community Services (\$10.6m) and Justice (\$9.6m) Clusters.

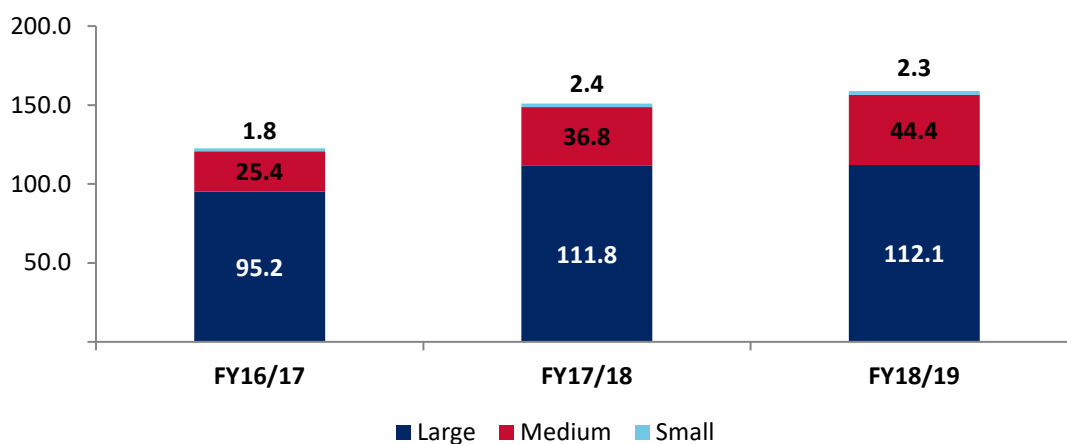
Figure 3: Total Panel Billings (\$m) by Cluster and Financial Year



5 Legal Panel Billings by Firm Size

During FY2018/2019 Panel Billings for large firms represented \$112.1m (70.6%), followed by medium sized law firms with \$44.4m (28%) and small law firms with \$2.3m (1.4%).

Figure 4: Total Panel Billings (\$m) by Firm Size



6 Top Ten Firms by Sub Panel – Legal Billings

6.1 Major Transactions

Table 1: Top Ten Legal Firms based on Total Panel Billings (Sub Panel 1 – Major Transactions)

Rank	Legal Firm
1	Ashurst Australia
2	Clayton Utz
3	King & Wood Mallesons
4	Herbert Smith Freehills
5	Gilbert + Tobin
6	Minter Ellison
7	DLA Piper Australia
8	Norton Rose Fulbright
9	Colin Biggers & Paisley
10	Maddocks

6.2 Commercial

Table 2: Top Ten Legal Firms based on Total Panel Billings (Sub Panel 2 – Commercial)

Rank	Legal Firm
1	Clayton Utz
2	Hicksons
3	Norton Rose Fulbright
4	Minter Ellison
5	Maddocks
6	HWL Ebsworth Lawyers
7	Gilbert + Tobin
8	Herbert Smith Freehills
9	Thomson Geer
10	Ashurst Australia

6.3 Planning, Property and Environmental

Table 3: Top Ten Legal Firms based on Total Panel Billings (Sub Panel 3 – Planning, Property and Environmental)

Rank	Legal Firm
1	Clayton Utz
2	Norton Rose Fulbright
3	Corrs Chambers Westgarth
4	Herbert Smith Freehills
5	Ashurst Australia
6	Hunt & Hunt Lawyers
7	HWL Ebsworth Lawyers
8	Maddocks
9	Minter Ellison
10	K & L Gates

6.4 Employment, Work Health and Safety

Table 4: Top Ten Legal Firms based on Total Panel Billings (Sub Panel 4 – Employment, Work Health and Safety)

Rank	Legal Firm
1	Lander & Rogers
2	Bartier Perry
3	Norton Rose Fulbright
4	Sparke Helmore
5	Maddocks
6	Ashurst Australia
7	K & L Gates
8	Clayton Utz
9	Hicksons
10	Gair Legal

6.5 Government, Regulatory and Administrative

Table 5: Top Ten Legal Firms based on Total Panel Billings (Sub Panel 5 – Government, Regulatory and Administrative)

Rank	Legal Firm
1	Crown Solicitor's Office
2	Sparke Helmore
3	Smythe Wozniak Lawyers
4	Maddocks
5	Clayton Utz
6	Hunt & Hunt Lawyers
7	Lindsay Taylor Lawyers
8	Makinson d'Apice Lawyers
9	HWL Ebsworth Lawyers
10	Norton Rose Fulbright

6.6 Litigation and Inquiries

Table 6: Top Ten Legal Firms based on Total Panel Billings (Sub Panel 6 – Litigation and Inquiries)

Rank	Legal Firm
1	Norton Rose Fulbright
2	Clayton Utz
3	HWL Ebsworth Lawyers
4	Makinson d'Apice Lawyers
5	Sparke Helmore
6	Crown Solicitor's Office
7	Maddocks
8	Coleman Greig Lawyers
9	Ashurst Australia
10	Herbert Smith Freehills

7 Pro Bono

Under the NSW Government Legal Services Panel Deed, mid-size to large-size law firms undertake to use their best endeavours to meet the National Pro Bono Target of 35 hours of pro bono work per lawyer per year.

The NSW Government Legal Services Panel is pleased to acknowledge the continued contribution of panel law firms in providing pro bono legal services within the community. During FY2018/2019 panel firms provided an average of 30 hours of pro bono services per lawyer, equating to 361,272 hours of pro bono services. A total of 25 firms indicated that they were a signatory to the National Pro Bono target, with 14 firms exceeding this target during FY2018/2019.

Table 7: Pro Bono Hours Per Lawyer by Firm and Financial Year

Legal Firm	Pro Bono Hours Per Lawyer FY2018/2019
DLA Piper Australia	56.9
Baker McKenzie	55.3
Craddock Murray Neumann Lawyers	54.0
Clayton Utz	53.1
Gilbert + Tobin	53.1
Herbert Smith Freehills	46.4
Allens	43.0
Ashurst	40.0
Lander & Rogers	39.9
Corrs Chambers Westgarth	39.8
King & Wood Mallesons	39.0
Sparke Helmore Lawyers	38.9
Minter Ellison	37.0
Norton Rose Fulbright	35.7
Makinson d'Apice Lawyers	32.6
Maddocks	30.6
K&L Gates	26.4
Holding Redlich	20.7
Hunt & Hunt (NSW)	20.0
Hicksons Lawyers	18.1
McCabe Curwood	16.5
Wotton + Kearney	15.6
Gillis Delaney	15.3
McCullough Robertson	15.0
Moray & Agnew	14.1
HWL Ebsworth Lawyers	13.0
Gair Legal	7.0
Workdynamic Australia	7.0
Bartier Perry	6.7
Thomson Geer	5.4

8 Counsel Briefed in FY18/19

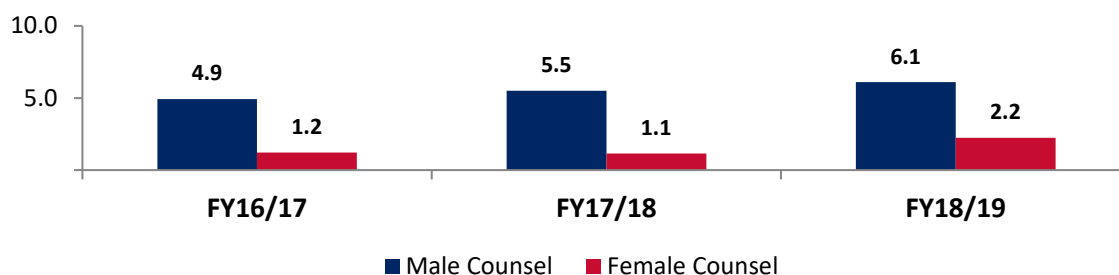
The NSW Government recognises the need for equity in briefing practices. Government agencies are required to consider female barristers and ensure an equitable distribution of work to both male and female barristers.

The Equitable Briefing Policy⁸ is designed to promote opportunities for women at the Bar. It is founded on equity principles. Under the Policy, when government agencies engage barristers or advocates, they are to take reasonable endeavours to:

- a) Identify female counsel in the relevant practice area
- b) Genuinely consider engaging female counsel
- c) Monitor and review the engagement of female counsel, and
- d) Report annually on the nature and rate of female counsel engaged.

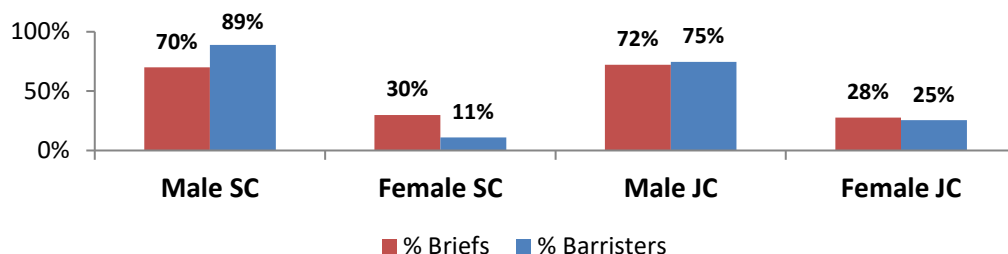
Total panel counsel briefings during FY2018/2019 were \$8.3m, including \$6.1m (73%) of briefings to male counsel and \$2.2m (27%) of briefings to female counsel.

Figure 5: Legal Counsel Indirect Briefings (\$m) by Gender and Financial Year



When comparing the current barristers within NSW⁹ to the number of indirect briefs engaged by panel firms during FY2018/2019,¹⁰ female senior counsel represented 11% of all senior counsel and 30% of all senior counsel briefings. Female junior counsel represented 25% of all junior counsel and 28% of all junior counsel briefings.¹¹

Figure 6: Legal Counsel Indirect Briefings \$ (%) compared to NSW Barristers (%)



⁸ <https://www.justice.nsw.gov.au/legal-services-coordination/Documents/nsw-equitable-briefing-policy.pdf>

⁹ NSW Bar Association (<https://www.nswbar.asn.au/the-bar-association/statistics>) as at 19 September 2019.

¹⁰ Prior annual reports compared the percentage of current barristers to the percentage of counsel billings \$, however during FY2018/2019 additional information was captured in order to enable comparison between the percentage of current barristers to the percentage of counsel briefs. This figure includes both panel and off panel briefs engaged by panel firms.

¹¹ Briefing information is based on the information provided by panel firms for indirect briefings and does not represent direct briefing practices of NSW Government Agencies.

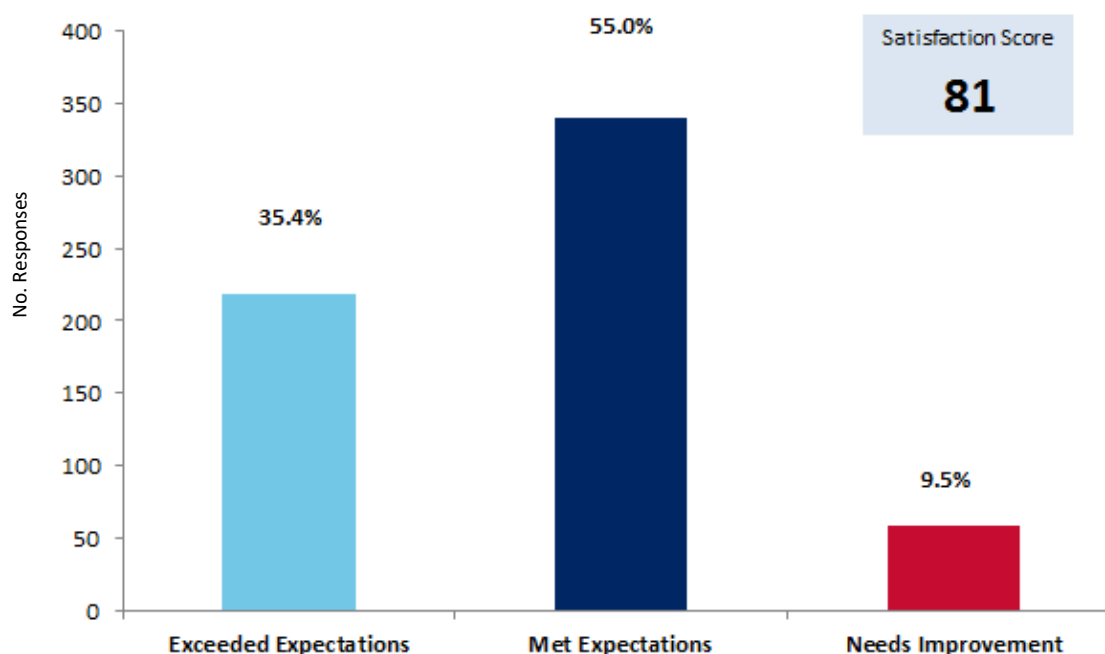
9 Satisfaction Survey

Satisfaction surveys of lawyers across Government who have used the panel were conducted during FY2018/2019, resulting in an average satisfaction score of 81.

- 219 responses indicated 29 firms exceeded expectations (35.4%)
- 340 responses indicated 31 firms met expectations (55%)
- 59 responses indicated 22 firms needed improvement (9.5%)

Feedback collected through the satisfaction survey is provided to panel firms in order to highlight opportunities for improvement and acknowledge areas where performance has exceeded expectations.

Figure 7: Overall Satisfaction Score



10 Legal Panel Billings by Agency

Table 8: Total Panel Billings (\$m) by Agency and Sub Panel

Agency Name	Total Legal Panel Billings FY18/19
Transport and Infrastructure	\$86,247,730
<i>Transport and Infrastructure - Sydney Metro</i>	<i>\$29,594,416</i>
Major Transactions	\$25,741,151
Commercial	\$1,196,431
Planning, Property and Environmental Law	\$2,488,636
Employment, Work Health and Safety	\$56,731
Government, Regulatory and Administrative Law	\$67,916
Litigation and Inquiries	\$43,551
<i>Transport and Infrastructure - Roads and Maritime Services</i>	<i>\$27,164,885</i>
Major Transactions	\$7,712,663
Commercial	\$2,528,669
Planning, Property and Environmental Law	\$13,624,946
Employment, Work Health and Safety	\$771,583
Government, Regulatory and Administrative Law	\$1,573,092
Litigation and Inquiries	\$953,933
<i>Transport and Infrastructure - Transport for NSW</i>	<i>\$20,336,169</i>
Major Transactions	\$15,233,920
Commercial	\$3,382,774
Planning, Property and Environmental Law	\$1,210,277
Employment, Work Health and Safety	\$215,774
Government, Regulatory and Administrative Law	\$293,423
<i>Transport and Infrastructure - Sydney Trains</i>	<i>\$7,400,409</i>
Major Transactions	\$167,164
Commercial	\$2,685,923
Planning, Property and Environmental Law	\$1,948,388
Employment, Work Health and Safety	\$1,971,862
Government, Regulatory and Administrative Law	\$76,283
Litigation and Inquiries	\$550,790
<i>Transport and Infrastructure - Rail Corporation New South Wales</i>	<i>\$801,139</i>
Commercial	\$3,945
Planning, Property and Environmental Law	\$572,740
Litigation and Inquiries	\$224,455
<i>Transport and Infrastructure - Port Authority of New South Wales</i>	<i>\$526,973</i>
Commercial	\$158,245
Planning, Property and Environmental Law	\$234,238
Employment, Work Health and Safety	\$117,460

Government, Regulatory and Administrative Law	\$14,483
Litigation and Inquiries	\$2,548
Transport and Infrastructure - NSW Trains	\$285,985
Commercial	\$60,946
Planning, Property and Environmental Law	\$15,473
Employment, Work Health and Safety	\$209,567
Transport and Infrastructure - State Transit Authority	\$115,396
Commercial	\$150
Planning, Property and Environmental Law	\$3,833
Employment, Work Health and Safety	\$90,325
Government, Regulatory and Administrative Law	\$21,088
Transport and Infrastructure - Sydney Ferries	\$17,893
Employment, Work Health and Safety	\$17,893
Transport and Infrastructure - Department of Transport	\$4,464
Government, Regulatory and Administrative Law	\$4,464
Premier and Cabinet	\$11,734,115
Premier and Cabinet - Barangaroo Delivery Authority	\$9,004,584
Major Transactions	\$8,500,698
Commercial	\$4,973
Planning, Property and Environmental Law	\$498,913
Premier and Cabinet - UrbanGrowth NSW Development Corporation	\$853,525
Major Transactions	\$689,108
Commercial	\$116,396
Planning, Property and Environmental Law	\$33,739
Employment, Work Health and Safety	\$14,283
Premier and Cabinet - Infrastructure NSW	\$640,955
Major Transactions	\$124,660
Commercial	\$10,868
Planning, Property and Environmental Law	\$356,632
Employment, Work Health and Safety	\$135,318
Government, Regulatory and Administrative Law	\$13,477
Premier and Cabinet - Independent Pricing and Regulatory Tribunal	\$470,074
Commercial	\$145,105
Planning, Property and Environmental Law	\$90,338
Employment, Work Health and Safety	\$26,468
Government, Regulatory and Administrative Law	\$208,163
Premier and Cabinet - Department of Premier and Cabinet	\$457,946
Major Transactions	\$218,731
Commercial	\$31,928
Planning, Property and Environmental Law	\$207,287
Premier and Cabinet - Landcom / Landcom (trading as UrbanGrowth NSW)	\$222,677
Major Transactions	\$29,828
Commercial	\$4,965
Planning, Property and Environmental Law	\$89,211

Employment, Work Health and Safety	\$98,672
Premier and Cabinet - Audit Office of NSW	\$67,865
Planning, Property and Environmental Law	\$7,317
Employment, Work Health and Safety	\$55,485
Government, Regulatory and Administrative Law	\$5,063
Premier and Cabinet - Independent Commission Against Corruption	\$11,686
Major Transactions	\$11,686
Premier and Cabinet - New South Wales Electoral Commission	\$4,803
Commercial	\$4,803
Health	\$10,806,777
Health - Local Health Districts / Specialty Health Networks	\$6,299,923
Major Transactions	\$365,139
Commercial	\$414,621
Planning, Property and Environmental Law	\$12,374
Employment, Work Health and Safety	\$2,218,186
Government, Regulatory and Administrative Law	\$10,677
Litigation and Inquiries	\$3,278,926
Health - Health Infrastructure	\$1,767,483
Major Transactions	\$1,719
Planning, Property and Environmental Law	\$1,722,187
Litigation and Inquiries	\$43,578
Health - Ministry of Health	\$1,680,655
Major Transactions	\$563,503
Commercial	\$491,454
Planning, Property and Environmental Law	\$1,031
Employment, Work Health and Safety	\$204,564
Government, Regulatory and Administrative Law	\$210,079
Litigation and Inquiries	\$210,023
Health - Ambulance Service	\$408,593
Commercial	\$63,847
Employment, Work Health and Safety	\$344,746
Health - e-Health NSW	\$393,729
Major Transactions	\$84,374
Commercial	\$305,480
Planning, Property and Environmental Law	\$3,875
Health - HealthShare	\$115,000
Major Transactions	\$81,106
Commercial	\$6,500
Employment, Work Health and Safety	\$4,263
Government, Regulatory and Administrative Law	\$23,132
Health - NSW Health Pathology	\$98,147
Major Transactions	\$17,687
Commercial	\$2,955
Employment, Work Health and Safety	\$77,505
Health - Health Administration Corporation	\$41,427

Commercial	\$41,427
Health - Mental Health Commission	\$1,821
Commercial	\$820
Employment, Work Health and Safety	\$1,001
Family and Community Services	\$10,584,608
Family and Community Services - Department of Family and Community Services	\$6,042,276
Major Transactions	\$1,646,872
Commercial	\$1,537,681
Planning, Property and Environmental Law	\$56,493
Employment, Work Health and Safety	\$77,425
Government, Regulatory and Administrative Law	\$432,984
Litigation and Inquiries	\$2,290,821
Family and Community Services - New South Wales Land and Housing Corporation	\$4,521,753
Major Transactions	\$2,721,630
Commercial	\$367,706
Planning, Property and Environmental Law	\$1,218,847
Employment, Work Health and Safety	\$26,450
Government, Regulatory and Administrative Law	\$111,763
Litigation and Inquiries	\$75,356
Family and Community Services - Aboriginal Housing Office	\$12,989
Major Transactions	\$4,850
Government, Regulatory and Administrative Law	\$8,139
Family and Community Services - Multicultural NSW	\$7,590
Commercial	\$7,590
Justice	\$9,582,228
Justice - NSW Police Force	\$7,139,668
Major Transactions	\$185,466
Commercial	\$773,499
Planning, Property and Environmental Law	\$438,400
Employment, Work Health and Safety	\$967,001
Government, Regulatory and Administrative Law	\$1,590,793
Litigation and Inquiries	\$3,184,509
Justice - Department of Justice	\$928,227
Major Transactions	\$94,974
Commercial	\$282,689
Planning, Property and Environmental Law	\$10,723
Employment, Work Health and Safety	\$107,172
Government, Regulatory and Administrative Law	\$120,768
Litigation and Inquiries	\$311,901
Justice - NSW Rural Fire Service	\$739,814
Major Transactions	\$7,630
Commercial	\$152,253
Planning, Property and Environmental Law	\$43,185
Employment, Work Health and Safety	\$443,006
Government, Regulatory and Administrative Law	\$58,021
Litigation and Inquiries	\$35,719

Justice - Fire and Rescue NSW	\$492,851
Commercial	\$16,011
Planning, Property and Environmental Law	\$77,122
Employment, Work Health and Safety	\$28,835
Government, Regulatory and Administrative Law	\$91,518
Litigation and Inquiries	\$279,365
Justice - Legal Aid Commission of NSW	\$149,576
Commercial	\$59,762
Planning, Property and Environmental Law	\$3,000
Employment, Work Health and Safety	\$75,875
Litigation and Inquiries	\$10,938
Justice - NSW State Emergency Service	\$41,651
Employment, Work Health and Safety	\$38,856
Government, Regulatory and Administrative Law	\$2,795
Justice - Office of the Director of Public Prosecutions	\$34,615
Commercial	\$34,615
Justice - Office of the NSW Rural Fire Service	\$23,214
Commercial	\$4,950
Employment, Work Health and Safety	\$12,000
Government, Regulatory and Administrative Law	\$6,264
Justice - New South Wales Crime Commission	\$20,330
Commercial	\$11,103
Employment, Work Health and Safety	\$3,272
Government, Regulatory and Administrative Law	\$5,955
Justice - Police Integrity Commission	\$5,445
Commercial	\$5,445
Justice - Information and Privacy Commission	\$4,163
Government, Regulatory and Administrative Law	\$4,163
Justice - NSW Trustee and Guardian	\$2,675
Commercial	\$2,675
Industry	\$9,021,806
Industry - Department of Industry	\$2,661,189
Major Transactions	\$57,693
Commercial	\$818,539
Planning, Property and Environmental Law	\$792,957
Employment, Work Health and Safety	\$137,706
Government, Regulatory and Administrative Law	\$695,403
Litigation and Inquiries	\$158,890
Industry - Water NSW	\$2,459,421
Major Transactions	\$228,556
Planning, Property and Environmental Law	\$14,116
Employment, Work Health and Safety	\$81,635
Litigation and Inquiries	\$2,135,113
Industry - Sydney Cricket and Sports Ground Trust	\$1,423,965
Major Transactions	\$334,237
Commercial	\$646,841

Planning, Property and Environmental Law	\$432,500
Employment, Work Health and Safety	\$10,387
Industry - TAFE NSW	\$1,412,110
Major Transactions	\$12,000
Commercial	\$897,236
Planning, Property and Environmental Law	\$175,070
Employment, Work Health and Safety	\$75,113
Government, Regulatory and Administrative Law	\$121,914
Litigation and Inquiries	\$130,777
Industry - Sydney Olympic Park Authority	\$488,582
Major Transactions	\$11,784
Commercial	\$48,245
Planning, Property and Environmental Law	\$428,553
Industry - Department of Primary Industries	\$144,923
Commercial	\$3,430
Planning, Property and Environmental Law	\$82,121
Government, Regulatory and Administrative Law	\$59,371
Industry - Venues NSW	\$113,335
Major Transactions	\$23,077
Commercial	\$72,273
Planning, Property and Environmental Law	\$17,985
Industry - Destination NSW	\$77,748
Employment, Work Health and Safety	\$77,748
Industry - Greyhound Racing NSW	\$74,229
Commercial	\$74,229
Industry - NSW Food Authority	\$54,318
Government, Regulatory and Administrative Law	\$54,318
Industry - Independent Liquor and Gaming Authority	\$51,301
Employment, Work Health and Safety	\$600
Government, Regulatory and Administrative Law	\$50,701
Industry - Local Land Services	\$41,149
Commercial	\$19,456
Government, Regulatory and Administrative Law	\$21,693
Industry - Office of Sport	\$16,013
Major Transactions	\$1,966
Commercial	\$8,602
Government, Regulatory and Administrative Law	\$5,445
Industry - NSW Chief Scientist and Engineer	\$3,523
Commercial	\$2,644
Planning, Property and Environmental Law	\$879
Finance, Services and Innovation	\$6,103,238
DFSI - Property NSW	\$1,783,739
Major Transactions	\$8,604
Commercial	\$197,691
Planning, Property and Environmental Law	\$1,546,944
Employment, Work Health and Safety	\$9,530

Government, Regulatory and Administrative Law	\$13,365
Litigation and Inquiries	\$7,605
DFSI - Dept of Finance, Services and Innovation	\$1,207,668
Major Transactions	\$594,138
Commercial	\$447,780
Planning, Property and Environmental Law	\$37,207
Government, Regulatory and Administrative Law	\$122,893
Litigation and Inquiries	\$5,651
DFSI - Place Management	\$893,016
Major Transactions	\$388,181
Commercial	\$430,065
Planning, Property and Environmental Law	\$46,244
Litigation and Inquiries	\$28,526
DFSI - NSW Government Teleco Authority	\$843,005
Major Transactions	\$447,799
Commercial	\$234,283
Planning, Property and Environmental Law	\$160,924
DFSI - Office of the Registrar General	\$795,658
Major Transactions	\$795,658
DFSI - Service NSW	\$222,060
Commercial	\$222,060
DFSI - State Insurance Regulatory Authority	\$171,841
Commercial	\$47,289
Government, Regulatory and Administrative Law	\$124,552
DFSI - Fair Trading Administration Corporation	\$126,122
Government, Regulatory and Administrative Law	\$126,122
DFSI - Valuer General	\$40,604
Government, Regulatory and Administrative Law	\$40,604
DFSI - Waste Assets Management Corporation	\$16,038
Planning, Property and Environmental Law	\$16,038
DFSI - Teacher Housing Authority	\$1,759
Planning, Property and Environmental Law	\$1,759
DFSI - SafeWork NSW	\$1,727
Government, Regulatory and Administrative Law	\$1,727
Education	\$4,274,414
Education - Department of Education	\$4,242,089
Major Transactions	\$220,542
Commercial	\$2,842,281
Planning, Property and Environmental Law	\$691,544
Employment, Work Health and Safety	\$64,763
Government, Regulatory and Administrative Law	\$296,435
Litigation and Inquiries	\$126,524
Education - NSW Education Standards Authority	\$32,325
Employment, Work Health and Safety	\$32,325
Planning and Environment	\$3,976,565
Planning and Environment - Department of Planning and Environment	\$2,600,140

Major Transactions	\$361,453
Commercial	\$47,828
Planning, Property and Environmental Law	\$1,004,040
Employment, Work Health and Safety	\$863,848
Government, Regulatory and Administrative Law	\$321,361
Litigation and Inquiries	\$1,611
Planning and Environment - Office of Environment and Heritage	\$344,762
Commercial	\$26,053
Planning, Property and Environmental Law	\$293,579
Government, Regulatory and Administrative Law	\$12,431
Litigation and Inquiries	\$12,699
Planning and Environment - Hunter Development Corporation	\$265,488
Commercial	\$44,898
Planning, Property and Environmental Law	\$220,590
Planning and Environment - Sydney Opera House Trust	\$237,782
Major Transactions	\$169,781
Commercial	\$60,186
Employment, Work Health and Safety	\$7,815
Planning and Environment - Environment Protection Authority	\$231,812
Commercial	\$21,984
Planning, Property and Environmental Law	\$205,908
Government, Regulatory and Administrative Law	\$3,920
Planning and Environment - Centennial Park and Moore Park Trust	\$115,069
Major Transactions	\$102,663
Government, Regulatory and Administrative Law	\$12,406
Planning and Environment - Royal Botanic Gardens and Domain Trust	\$55,778
Major Transactions	\$55,778
Planning and Environment - Minister Administering the Environmental Planning and Assessment Act	\$35,206
Planning, Property and Environmental Law	\$35,206
Planning and Environment - Australian Museum Trust	\$24,774
Employment, Work Health and Safety	\$24,774
Planning and Environment - Western Sydney Parklands Trust	\$17,922
Planning, Property and Environmental Law	\$17,364
Employment, Work Health and Safety	\$559
Planning and Environment - Zoological Parks Board of New South Wales	\$13,001
Employment, Work Health and Safety	\$13,001
Planning and Environment - Historic Houses Trust of NSW	\$12,389
Commercial	\$4,500
Planning, Property and Environmental Law	\$7,889
Planning and Environment - Taronga Conservation Society Australia	\$6,891
Commercial	\$5,694
Employment, Work Health and Safety	\$1,197
Planning and Environment - Library Council of NSW	\$6,287
Commercial	\$6,287
Planning and Environment - State Library of New South Wales	\$5,340

Commercial	\$5,340
Planning and Environment - Office of Local Government	\$3,923
Government, Regulatory and Administrative Law	\$3,923
Other eligible agency	\$3,766,128
Other eligible agency - Other eligible agency	\$1,901,913
Major Transactions	\$767,739
Commercial	\$645,249
Planning, Property and Environmental Law	\$361,756
Employment, Work Health and Safety	\$25,139
Government, Regulatory and Administrative Law	\$72,726
Litigation and Inquiries	\$29,305
Other Eligible Agency - Councils - City of Parramatta Council	\$968,898
Major Transactions	\$326,059
Planning, Property and Environmental Law	\$617,282
Employment, Work Health and Safety	\$14,356
Government, Regulatory and Administrative Law	\$11,201
Other Eligible Agency - Universities - Western Sydney University	\$523,555
Commercial	\$74,714
Planning, Property and Environmental Law	\$448,841
Other Eligible Agency - Councils - Liverpool City Council	\$167,675
Major Transactions	\$130,538
Planning, Property and Environmental Law	\$37,137
Other Eligible Agency - Universities - University of New South Wales	\$128,875
Commercial	\$128,875
Other Eligible Agency - Universities - Macquarie University	\$75,211
Major Transactions	\$368
Commercial	\$74,843
Treasury	\$2,657,492
Treasury - Insurance and Care NSW	\$1,812,021
Major Transactions	\$13,512
Commercial	\$114,402
Employment, Work Health and Safety	\$167,795
Government, Regulatory and Administrative Law	\$18,383
Litigation and Inquiries	\$1,497,929
Treasury - NSW Self Insurance Corporation (SICorp)	\$836,214
Major Transactions	\$7,877
Employment, Work Health and Safety	\$786,147
Litigation and Inquiries	\$42,191
Treasury - SAS Trustee Corporation	\$9,257
Commercial	\$9,257
Grand Total	\$158,755,101